

HAPPY EARTH DAY!



NATURE BINGO

Go out for a walk in nature with family or friends and see who can get 5 spaces in a row first. Consecutive paces can be horizontal, vertical, or diagonal. Challenge yourself by drawing in what you see, going for a total black out, or looking for specific species or types of each word. For example, find a specific tree like Red Cedar, a specific shell like a Razor Clam, or a specific large mammal like a Black-Tail Deer.

WORM	FLOWER	SALT WATER	BEE	BERRY
PUDDLE	SMALL MAMMAL	TREE	MUD	FISH
LEAF	DIRT	BUTTERFLY	BUSH	FRESH WATER
BIRD	SAND	ROCKS	SHELL	WEED
CLOUD	BUTTERFLY	NUT	LARGE MAMMAL	ANT

SEED BOMB

The Seed Bomb kit includes a bag of clay, a bag of compost, and the seed blend. This Native Pollinator Seed Mix donated by Stillwater Natives Nursery is a great way to bring color and life to community spaces or your own backyard. Native plants are important to use not only because they originate from our local environment, but because they are designed to live and co-exist with other life in our local ecosystem. Native plants typically require less watering, are drought tolerant, provide shelter and food for insects and other animals, and are a part of our history. If you decide to create your own seed bombs, be sure to consider the seeds you are using. Non-native or invasive plant species can disrupt our local ecosystems by harming other plants and animals that live here.

Instructions

1. Mix the soil, clay and 1 part water thoroughly. There should be no lumps. Slowly add more water until the mixture is the consistency of the toy store molding clay that comes in a can.
2. Add seeds. Keep kneading the mixture until the seeds are well mixed in. Add more water if necessary.
3. Take small bits of the clay mixture and roll into a ball about one inch in diameter. The balls should hold together easily. If they're crumbly, add more water.
4. Dry seed balls for 24-48 hours in a shady place before sowing or storing. They store best in a cardboard box. Do not use plastic bags.
5. The last step in how to make flower seed balls is sowing them. Yes, you can place them carefully over the area to be planted or you can gently toss them one at a time, which is a lot more fun.

Native Pollinator Seed Mix

- Clarkia Winecup
- Evening Primrose
- Chinese Houses
- Shortspur Seablush
- Blanketflower
- Baby Blue Eyes
- Glob gilia
- Farewell-to-Spring (C. amoena)
- California Poppy
- Lacy Phacelia
- Birdseye Gilia
- Lance Leaf Coreopsis
- Seablush (plectritus)

Don't bury or water your seed bombs - just sit back and leave the rest to Mother Nature

NATURE GAME

Cut out the nature-themed cards included in the kit to play a number of popular games. Challenge yourself by coming up with your own nature words and write them on the back of the cards to make them double sided. Use phrases instead of single words, come up with specific names, places, animals, plants, and other nature terminology. You can also time each other, keep score, form teams, or just have a good laugh.

- **Charades:** Players take turns and randomly pick a card. Each player uses physical gestures (or acts out) while others try to guess the correct word as quickly as possible. Remember, no speaking!
- **Reverse Charades:** All but one player each turn will randomly pick a card as a group. The group of players use physical gestures and clues while the single player tries to guess the correct word as quickly as possible. Remember, no speaking!
- **Heads Up:** Players take turns and randomly pick a card, but does not look at the card. Each player puts the card up to their forehead but has it facing the group. Group members use verbal clues, such as words and phrases (other than the correct word), while the player holding the card tries to guess the correct answer. Remember, no rhyming or using the correct word in your clues!
- **Catch Phrase:** Players take turns and randomly pick a card. Each player can use verbal clues or physical gestures while others in the group try to guess the correct word. Remember, no rhyming or using the correct word in your clues!
- **Pictionary:** Players take turns and randomly pick a card. Each player draws out clues while others try to guess the correct word as quickly as possible. Remember, no speaking and no writing words!



Dirt




Mountain



Rain



Spring



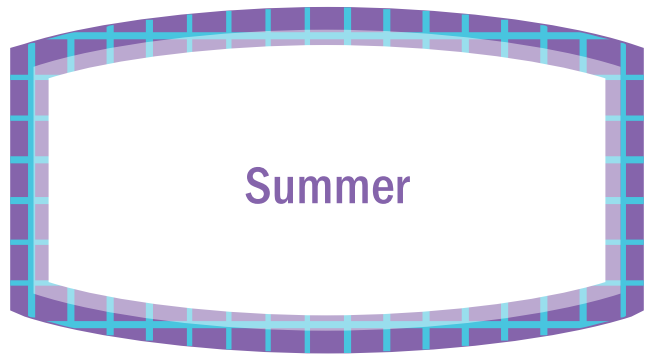
Fall



Ocean



Tree



Summer




Rock



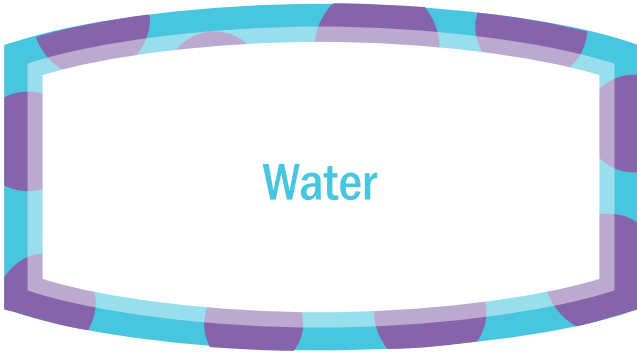
Trail



Leaf



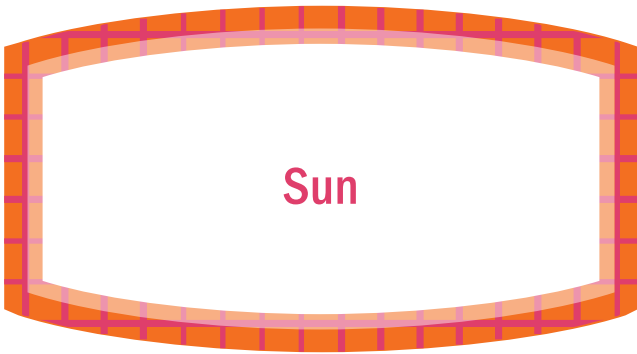
Flower



Water



Earth




Sun



Sky



Nature



Storm



Rainbow



Seed



Cave



Forest



Lake



Grass




Bug



River



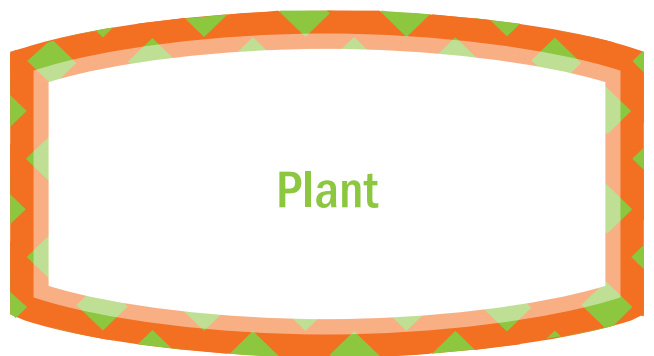
Moss



Bird




Beach



Plant



Animal



Air



Winter



Island



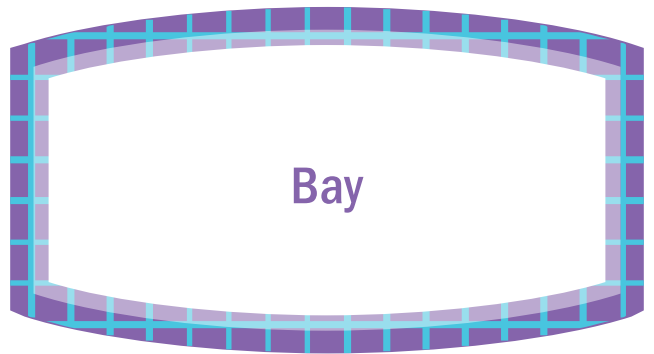
Sand



Cloud




Wind



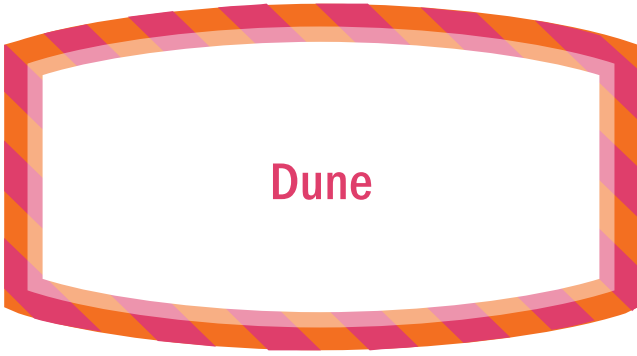
Bay



Shell



Fish



Dune



Reuse



Reduce



Land



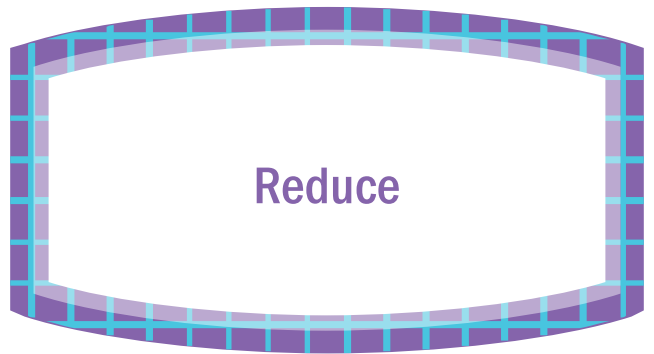
Renew



Walk



Recycle



Reduce



Bike



Hike